




POINT IN TIME COUNT

JANUARY 23RD – JANUARY 27TH, 2025
SAVE THE DATE



BRICK-AND-MORTAR TRAINING



POINT-IN-TIME COUNT BASICS

METHODOLOGY

What is
the
count?



Why
do we
count?



Who
do we
count?



Where
to
count



When
to
count



How to
count





**WHAT IS
THE POINT
IN TIME
COUNT?**



WHAT IS THE POINT IN TIME COUNT?

- The Point-in-Time Count is a census of people experiencing homelessness in unsheltered and sheltered settings on a single night in a community.



WHAT IS THE PURPOSE OF THE PIT COUNT?


The purpose of PIT is to track the number, demographics and needs of people experiencing homelessness.

Our community conducts the annual Point-in-Time (PIT) count to track and analyze trends in service outcomes and the utilization of services. Regular data collection through the PIT count plays a crucial role in shaping community planning efforts, ensuring targeted outreach, and informing the development of programs to effectively address homelessness.

**WHY DO WE
COUNT?**



WHY DO WE COUNT?



WHO TO COUNT?



WHO TO COUNT?

WHO TO COUNT

Individuals and families that report staying at:

- Emergency Shelter
- Transitional Housing
- Hotel/Motel paid by an Agency
- Domestic Violence Shelter
- Cold Weather Shelters**

Individuals and families that are staying:

- Streets and other places not meant for overnight stay.

WHO NOT TO COUNT

Individuals and families who are:

- Housed regardless of project type.
- Staying in housing projects not dedicated for homeless people.
- Doubled Up with friends and family
- At Risk of homelessness
- Hotel/motel paid by own funds
- Shelters designed for foster care
- Sober living/halfway houses
- Criminal Justice or Health Facilities



**WHERE DO WE
COUNT?**



WHERE DO WE COUNT?

- Individuals and families experiencing homelessness in the following settings:

Emergency Shelters
Transitional Housing
Domestic Violence Shelters
Cold Weather Shelters
Hotel/Motel (paid by Agency)*



Service-based Sites



**WHEN DO WE
COUNT?**





**WHEN IS THE
POINT IN TIME
COUNT?**


The official 2025 Point-In-Time (PIT) count date is set for Wednesday, January 22ND, 2025

Our CoC will canvas the community to survey people January 23rd – January 27th, 2025

When giving the survey, Volunteers will always ask:

“Where did you sleep on the night of Wednesday, January 22nd, 2025?”

HOW TO COUNT



Sheltered Count Strategy




Volunteers surveying at brick-and-mortar sites will conduct surveys with people at service-based locations where unsheltered people visit to access services.



Some volunteers will assist with counting program participants of emergency shelters and transitional housing programs.



Each site will have a team lead wearing purple shirts. You must sign-in with your team lead at arrival.



WHAT IS YOUR ROLE?

VOLUNTEER ROLES

- Volunteers can take on a variety of roles for the PIT Count.
- Volunteers will be grouped with experienced site leads and can assist in the following ways:
 - Engage with people to invite them to be surveyed.
 - Enter survey responses into the Hyperion App.
 - Complete a paper survey with participants.
 - Handle and distribute care bags.



Volunteer Schedule: Brick-and-Mortar Shifts

- Arrive Ahead of Time
 - Arrive at your volunteer site 30-minutes early & check-in with the site coordinator.
- Shift Start
 - Collect the needed supplies and be sure that your phone is charged
- Survey Shift
 - Engage unsheltered individuals and families at your assigned brick-and-mortar site. You must stay for your full shift (2-4 hours).
- End Shift
 - Return all unused materials back to your site lead.



LET'S GET READY TO SURVEY



PIT SURVEY STEPS

There are six steps to completing an unsheltered PIT count survey. As an unsheltered volunteer you should:

1. Be friendly and travel in pairs or groups of 3-4 people.
2. Have your survey tool ready to go.
3. Use the script on the survey tool
4. Ask the pre-screening questions. Determine if the individual is eligible.
 - Have you already taken this survey this week?
 - Where did you stay Wednesday night, January 22nd?
5. Complete the survey – focusing on gathering the information.
6. Thank the respondent for their participation and give a care bag.



DATA COLLECTION TOOLS



MOBILE APP



SURVEY FORM





Full Name or Alias

Veteran Status


Number of persons in household

For each person in household:

- Birth Date
- Ethnicity
- Gender
- Race
- Disability Information
- Domestic violence status (not asked in front of two adults who have identified that they are part of the same household)

Number of homeless episodes and length of time homeless

Housing Status: (Where did you sleep on the night of January 22, 2025?)



PAPER SURVEY

Help you and our unhoused friend feel comfortable.

SAMPLE SCRIPT

Hi, my name is _____ and I am a volunteer for the 2025 Homeless Point-in-Time Count.

We are doing a short survey of people in our community who may be unhoused.

We are giving this survey to improve housing and support services for people who are experiencing homelessness.

Your participation is voluntary, and your information will be kept private.

If you're uncomfortable answering any question, we can skip it.

May I ask you a few questions?

LET'S PRACTICE

You will log-in to the Mobile PIT App, Hyperion.

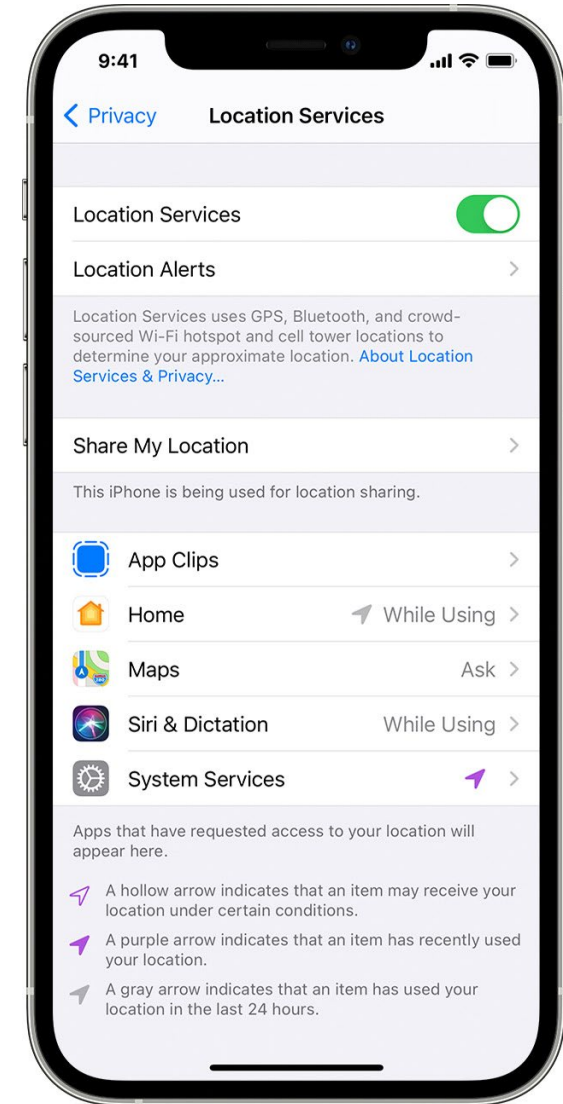
A live demonstration and breakout session (15-20 minutes)

Website URL: pitcounter.com

Code: 35RD39

TURN ON LOCATION SERVICES FOR SAFARI (IOS DEVICES)

1. Go to Settings > Privacy and Security > Location Services.
 2. Make sure that Location Services is on.
 3. Scroll down to find the app: Safari Websites
 4. Tap the app and select an option:
 1. Never: Prevents access to Location Services information.
 2. Ask Next Time: This allows you to choose Always While Using App, Allow Once, or Don't Allow.
 3. While Using the App: Allows access to Location Services only when the app or one of its features is visible on screen. If an app is set to While Using the App, you might see your [status bar turn blue](#) with a message that an app is actively using your location.
- For the week of PIT, you should select **“While Using the App”**. This can be turned off afterward.





ENTERING DATE OF BIRTH ON ANDROID DEVICES

1. Click Year which is displayed on the top left.
2. Scroll through the years to find the year of birth.
3. Change the date on the calendar:
 - Use the black arrows on either side of the month to select the calendar month.
 - To select the date, simply click a day within the month.

For more detailed instructions

[Watch this Video](#)



BRICK-AND-MORTAR MATERIALS

Cell Phone

Portable
Battery
Charger

Clip Boards

Pens

Care Bags

Water
Thermos

Personal
Snack*

CARE BAG

- Volunteers will give care bags to everyone that is asked to complete a survey.
- Inside of each care bag are food items, PPE, toiletries, and more.
- There are two important items within each care bag:
 1. A resource sheet
 2. The Real Change UCOUNT purple wrist band.





REAL CHANGE UCOUNT WRISTBAND

- Each wristband is purple with a white tag, which gives information about the Real Change UCOUNT event.
- Volunteers should inform participants about the wristband and its purpose.

Volunteers can use the following script:

Thank you for taking the 2024 PIT Count Survey. Here is a wristband to attend the Real Change UCOUNT event on Monday, January 27, 2025, at 9:00 a.m.


The wristband is your bus pass to travel to the Brownsville Community Center and return to your sleeping area.

There will be no security check at the event; but will require check in. No weapons and outside food and drinks are allowed in the center.

We hope to see you there.



TIPS



ENGAGEMENT TIPS

Show respect by keeping physical space from the person and their belongings.

Do not crowd or hover around a person who is sitting or kneeling.*

Gain permission before sitting down next to someone or entering personal space.



ENGAGEMENT TIPS

Be kind. Treat the person with dignity and respect.

Acknowledge. Smile and greet the individual. Ask the person their preferred name. If the person says or gestures that they don't wish to talk – respect their choice and move on.

Introduce. Say “Hello, my name is Kate. I’m a volunteer for the Point in Time Count...”



ENGAGEMENT TIPS

Give critical items such as PPE, toiletries, care bags. Ask the individual do they need/want the items. Don't give when they do not want it.

Do not withhold critical items. Give care bags without expectation of anything in return.

Be aware of your surroundings and alert for situations that may require crisis response.



WHAT NOT TO DO

- Do not touch someone without permission.
- Do not take longer than 5-7 minutes to complete a survey.
- Do not give any money or other non-essential items.
- Do not assume anything about the client.
- Do not bring your purse or wear expensive jewelry.
- Do not give out your personal information.

This is not a counseling session.

Please remember your goal is to obtain as much information as possible to complete a survey for each participant.

SAFETY TIPS

- Always stay in groups of two or more! Stay within eyesight of each member in your group.
- Wear comfortable and warm clothing and shoes. Bring a water and your fully charged cell phone.
- Remain aware of your environment and exit route at all times.
- Trust your judgement: If you feel uncomfortable or threatened, remove yourself and your team from the situation.
- Be respectful of space.
- Be respectful of choice. All participation is voluntary.
- If someone does not want to participate, respect their choice and move on.
- If you encounter dogs while counting – remain calm, take cues from the owner if possible. Do not continue further if you are not sure if it's safe.
- If you call 911 because of an emergency, be sure to call your team lead for the Outreach teams –or- Opening Doors site leads to inform them of the situation.



5 HEALTH MONITORING TIPS

- Provide PPE (e.g. masks, hand sanitizer)

- Self-screen for symptoms throughout the PIT event. Isolate and quarantine when necessary

- Conduct trainings virtually, when possible, or limit capacity size of indoor trainings.

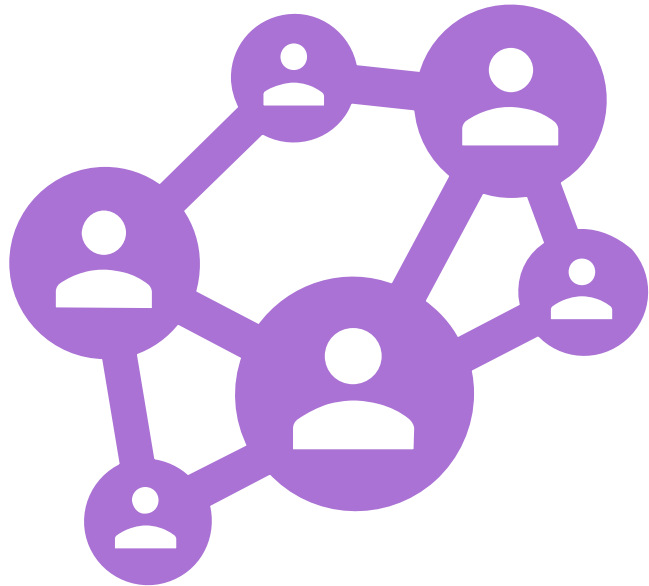
- Use a mobile app for the street count to limit exchange of tally sheets and pens

- Adhere to local DOH guidance regarding social distancing and mask mandates

Observe your symptoms for the next 2 weeks post-PIT.

IMPORTANT DATES

- Street Outreach: January 7, 2025, at 11 AM and 5:30 PM
- Shelter and Transitional Housing: January 8th, 2025, at 10:30 AM and 5:30 PM
- Brick and Mortar: January 9th, 2025, at 9 AM and January 14th, 2025, at 5:30 PM
- Care Bag Stuffing Party: January 17th, 2025, at 9 AM
- PIT Count Census Period: January 23rd – January 27th, 2025
- YOU-COUNT Homeless Connect Day: January 27, 2025, from 9 AM – 1 PM



CONTACT INFORMATION!

Martika Baker

PIT Count Coordinator

martikab@openingdoorsnwfl.org

850-466-5379

Serene Keiek

Volunteer Recruitment Coordinator

serenek@openingdoorsnwfl.org

850-741-4716

