




STREET OUTREACH PIT TRAINING

JANUARY 23RD — JANUARY 27TH, 2025
SAVE THE DATE



POINT-IN-TIME COUNT OVERVIEW AND OUTREACH STRATEGIES

WHAT IS THE POINT IN TIME COUNT?

- A Point-in-Time Count is a count of homeless individuals in a community, typically conducted annually.
- Purpose: To provide a snapshot of homelessness and gather data for services and funding.



THE ROLE OF STREET OUTREACH WORKERS IN PIT

- Why is outreach crucial for PIT?
 - Engage individuals who may be hard to reach.
 - Collect accurate data to reflect homelessness in the community.
- Outreach Worker Responsibilities
 - Building trust with individuals experiencing homelessness.
 - Ensuring accurate data collection.
 - Stay within the assigned census route.
 - Give participants a care bag

METHODOLOGY

When to
count



Who to count



How to
engage
community



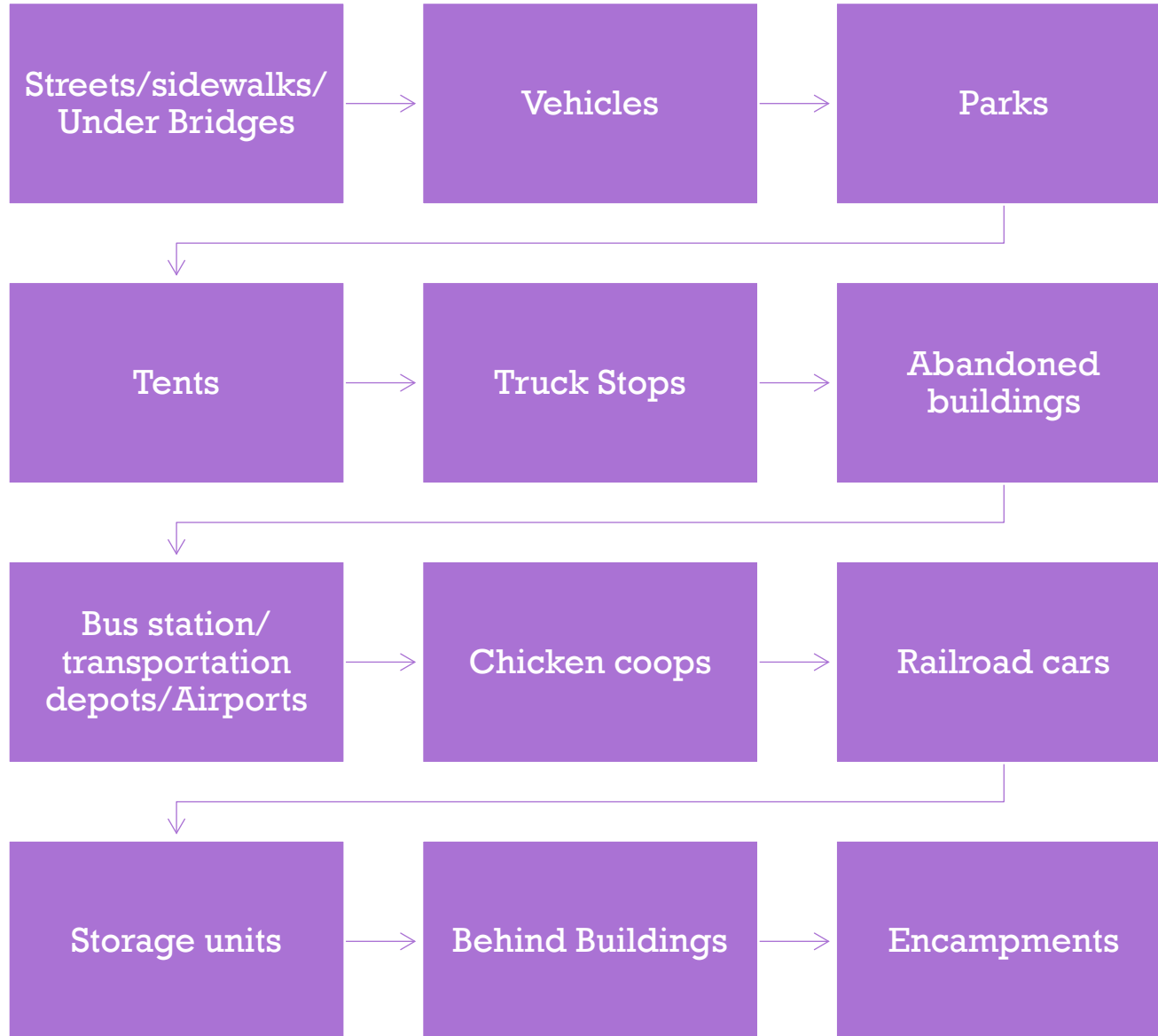
WHEN TO COUNT

- **When to Conduct PIT**
 - **Date: January 23rd through January 27th, 2025.**
 - **Time: Sun Up to Sun Down**

WHERE TO COUNT

- **Unsheltered:** Locations where people are residing because they don't have formal shelter or housing.
- **Brick and Mortar:** Service locations where people who are experiencing homelessness visit for services and daily care.

STREET BASED COUNT



TINY HOMES, SHEDS, RVS

- Individuals and families who reside in tiny homes, sheds, and RVs that meet local codes, have adequate facilities, are connected to utility services, and are temperature controlled are not countable for the PIT count.



Day Resource Centers

Soup Kitchens

Food Pantries

**Health Care Clinics |
Hospitals**

Clothing Closets

Service Agencies

**SERVICE
BASED
COUNT**

**WHO TO COUNT
UNSHELTERED**





WHO TO COUNT

- **Unsheltered individuals and families living on the streets, in cars, or in other non-sheltered locations.**



Full Name or Alias

Veteran Status

Number of persons in household

For each person in household:

- Birth Date
- Ethnicity
- Gender
- Race
- Disability Information
- Domestic violence status (not asked in front of two adults who have identified that they are part of the same household)

Number of homeless episodes and length of time homeless

Housing Status: (Where did you sleep on the night of January 22, 2025?)

**WHEN IS THE
POINT IN TIME
COUNT?**

Carried out on one night in the last 10 calendar days of January.

Must be designated as a night between January 22nd and January 31st of each year.

The official night of PIT is January 22nd, 2025

Our CoC Volunteers and Providers will count people January 23rd – January 27th, 2025


The CoC must conduct an annual PIT Count for the unsheltered and sheltered population. HUD allows CoCs to perform the unsheltered portion of the count biennially.

Our Continuum of Care counts the sheltered and unsheltered population annually to gather more accurate data and provide better services.

DATA COLLECTION TOOLS



MOBILE APP



SURVEY FORM



HOMELESS
MANAGEMENT
INFORMATION
SYSTEM



UNSHELTERED PIT – SURVEY STEPS

There are five steps to completing an unsheltered PIT count survey. As an unsheltered volunteer you should:

1. Identify yourself, engage potential participants, and explain the purpose of the count.
2. Deliver the script and the consent process. Obtain verbal consent to proceed.
3. Ask the pre-screening questions. Determine if the individual is eligible.
 - Have you already taken this survey this week?
 - Where did you stay Wednesday night, January 22nd?
4. If eligible, give the survey questions, recording the participant's responses. If ineligible, thank them for their time and move on.
5. Thank the respondent for their participation. If possible, provide the participant with donated items.

UNSHELTERED PIT - SAMPLE SCRIPT

Hi, I'm _____.

I'm doing a short survey of people in our community experiencing homelessness.

Seeing what kinds of problems you face,
what services are needed,
so that your voice is heard.

Participation is voluntary.

All responses are confidential.

If you're uncomfortable answering any question,
we can skip it.

Would you be willing to take a couple minutes to answer some questions?

UPDATE: TURN LOCATION SETTINGS OFF

- Street Outreach teams will turn off Location Settings to protect our unhoused participants.
- Use a zip code or a nearby nonprofit address.

HOW TO TURN OFF LOCATION SETTINGS

iPhone

- To turn off location settings on Safari, open your device's "Settings" app, go to "Privacy & Security," then select "Location Services" and toggle the switch next to Safari to the "off" position; you can also manage individual website access to your location within Safari settings on your Mac or iPhone.

Key points to remember:

- **Access settings:** Go to your device's "Settings" app.
- **Privacy section:** Navigate to "Privacy & Security".
- **Location Services:** Select "Location Services".
- **Toggle Safari:** Find Safari in the list and turn the toggle switch off.

Android

- To turn off location settings on an Android web browser (like Chrome), open the browser, tap the three dots in the top right corner, go to "Settings," then "Site settings," and under "Location," toggle the switch to "Off".

Key points to remember:

- **Open your web browser:** Launch the Chrome app on your Android device.
- **Access settings:** Tap the three dots in the top right corner, then select "Settings".
- **Go to site settings:** Scroll down and select "Site settings".
- **Manage location access:** Under "Permissions," tap "Location".
- **Turn off location:** Toggle the switch to "Off" to disable location access for websites.



ENTERING DATE OF BIRTH ON ANDROID DEVICES

1. Click Year which is displayed on the top left.
2. Scroll through the years to find the year of birth.
3. Change the date on the calendar:
 - Use the black arrows on either side of the month to select the calendar month.
 - To select the date, simply click a day within the month.

For more detailed instructions

[Watch this Video](#)



LET'S PRACTICE

You will log-in to the Mobile PIT App, Hyperion.

A live demonstration and breakout session (15-20 minutes)

Website URL: www.pitcounter.com

Code: 35RD39

HOW TO ENGAGE THE COMMUNITY

Show respect by keeping physical space from the person and their belongings.

Do not crowd or hover around a person who is sitting or kneeling.*

Gain permission before sitting down next to someone or entering an encampment.



HOW TO ENGAGE THE COMMUNITY

Be kind. Treat the person with dignity and respect.

Acknowledge. Smile and greet the individual. Ask the person their preferred name. If the person says or gestures that they don't wish to talk – respect their choice and move on.

Introduce. Say “Hello, my name is Kate. I’m a volunteer for the Point in Time Count...”



HOW TO ENGAGE THE COMMUNITY

Give critical items such as PPE, toiletries, care bags. Ask the individual do they need/want the items. Don't give when they do not want it.

Do not withhold critical items. Give care bags without expectation of anything in return.

Be aware of your surroundings and alert for situations that may require crisis response.



WHAT NOT TO DO

- Do not disturb persons who are sleeping.
- Do not touch someone without permission.
- Do not enter dense woods –or- poorly lit areas after dark.
- Do not take longer than 5 minutes to complete a survey.
- Do not give any money or other non-essential items.
- Do not allow the person to fill out the survey.
- Do not bring your purse or wear expensive jewelry.
- Do not give out your personal information.
- Do not proselytize.

This is not a counseling session.

Please remember your goal is to obtain as much information as possible to complete a survey for each respondent.

SAFETY TIPS

- Always stay in groups of two or more! Stay within eyesight of each member in your group.
- Wear comfortable and warm clothing and shoes. Bring a backpack, flashlight, water and your fully charged cell phone.
- Remain aware of your environment and exit route at all times.
- Trust your judgement: If you feel uncomfortable or threatened, remove yourself and your team from the situation.
- Be respectful of space.
- Be respectful of choice. All participation is voluntary.
- If someone does not want to participate, respect their choice and move on.
- If you encounter dogs while counting – remain calm, take cues from the owner if possible. Do not continue further if you are not sure if it's safe.
- If you call 911 because of an emergency, be sure to call your team lead for the Outreach teams –or- Opening Doors site leads to inform them of the situation.



5 HEALTH MONITORING TIPS

- Provide PPE (e.g. masks, hand sanitizer)

- Self-screen for symptoms throughout the PIT event. Isolate and quarantine when necessary

- Conduct trainings virtually, when possible, or limit capacity size of indoor trainings.

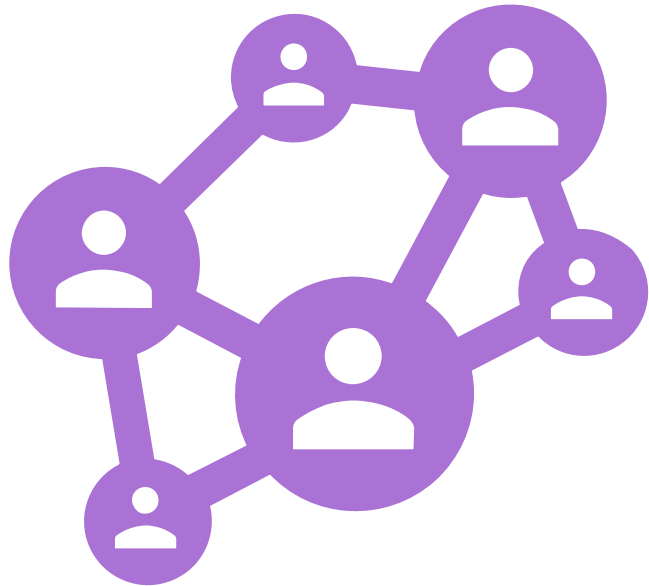
- Use a mobile app for the street count to limit exchange of tally sheets and pens

- Adhere to local DOH guidance regarding social distancing and mask mandates

Observe your symptoms for the next 2 weeks post-PIT.

IMPORTANT DATES

- Street Outreach: January 7, 2025, at 11 AM and 5:30 PM
- Shelter and Transitional Housing: January 8th, 2025, at 10:30 AM and 5:30 PM
- Brick and Mortar: January 9th, 2025, at 9 AM and January 14th, 2025, at 5:30 PM
- Care Bag Stuffing Party: January 17th, 2025, at 9 AM
- PIT Count Census Period: January 23rd – January 27th, 2025
- YOU-COUNT Homeless Connect Day: January 27, 2025, from 9 AM – 1 PM



CONTACT INFORMATION!

Martika Baker

PIT Coordinator

martikab@openingdoorsnwfl.org

Phone: 850-466-5379

Serene Keiek

Volunteer Coordinator

serenek@openingdoorsnwfl.org

Phone: 850-741-4616

